



south carolina
DEPARTMENT*of* **PUBLIC SAFETY**
PROTECT. EDUCATE. SERVE.

Office *of* Highway Safety and Justice Programs

**SFY 25-26 SRO Program Open Solicitation
Application Workshop**

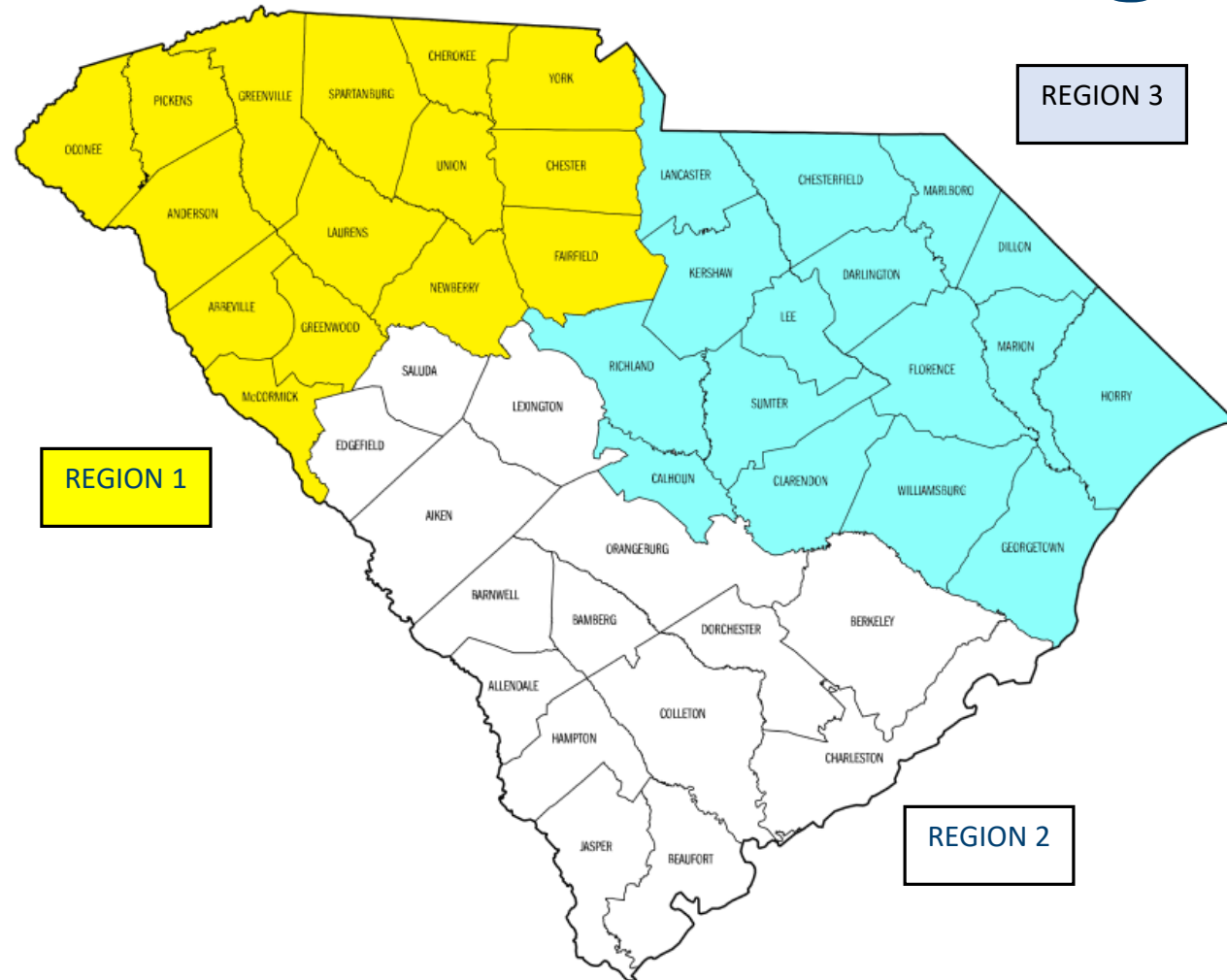
School Resource Officer (SRO) Program

- What is the SRO Program?
 - The SRO Program is a state-funded program that can provide funding to local law enforcement agencies for the salary/fringe, training, and equipment for a full-time SRO assigned to an eligible school.
- How is the funding provided?
 - If an application is approved, an award is made to the law enforcement agency. Once the law enforcement agency assigns an SRO to an approved school, approved salary/fringe, training, and equipment costs can be reimbursed to the law enforcement agency through a Request for Payment (RFP) accompanied by supporting documentation.
 - There is no local matching requirement.
 - The procurement, purchase, and reimbursement process will be explained in detail at a Project Management Course after an award is made.
 - For more information, last year's Project Management Course can be viewed at the SRO Program [Website](https://scdps.sc.gov/ohsjp/school-resource-officer-program) located at <https://scdps.sc.gov/ohsjp/school-resource-officer-program>.

School Resource Officer (SRO) Program

- What schools are eligible for a state-funded SRO position?
 - Must be a public or charter school associated with **ONE** of the following:
 - A county school district
 - The South Carolina Public Charter School District
 - An institution of higher learning charter authorizer. Currently, these are the Charter Institute at Erskine and the Limestone Charter Association
 - Must be a continuing state-funded SRO position **OR** a new position that does not have local funding for an SRO position from the school district, law enforcement agency, or a combination of any local funding
 - Must be in its own building **OR** receive SCDPS approval after a site visit that demonstrates the need for a state-funded SRO position.
 - If the school is in a building with another school or within a school complex with multiple buildings, contact your SRO Program Coordinator for additional clarification or to set up a site visit

SRO Program Regions



Region 1 Coordinator

[Rick Shell](#)
803-922-4659 Cell

Counties:
Abbeville
Anderson
Cherokee
Chester
Fairfield
Greenville
Greenwood
Laurens
McCormick
Newberry
Oconee
Pickens
Spartanburg
Union
York

Region 2 Coordinator

[Jonathan Taylor](#)
803-348-1901 Cell

Counties:
Aiken
Allendale
Bamberg
Barnwell
Beaufort
Berkeley
Charleston
Colleton
Dorchester
Edgefield
Hampton
Jasper
Lexington
Orangeburg
Saluda

Region 3 Coordinator

[Laura Krautler](#)
839-228-3130 Cell

Counties:
Calhoun
Clarendon
Chesterfield
Darlington
Dillon
Florence
Georgetown
Horry
Kershaw
Lancaster
Lee
Marion
Richland
Sumter
Williamsburg
Marlboro

Program Contacts:

School Resource Officer Program
Post Office Box 1993
Blythewood, SC 29016
803-896-8714 Fax
SROProgram@scdps.gov

Mike Tucker, Program Manager
803-896-9958 Office
803-213-9485 Cell
MichaelTucker@scdps.gov

Mariah Riddick, Admin. Assistant
803-896-8707 Office
MariahRiddick@scdps.gov

Rick Shell, Region 1 Coordinator
803-896-8709 Office
803-922-4659 Cell
RichardShell@scdps.gov

Jonathan Taylor, Region 2 Coordinator
803-896-8397 Office
803-348-1901 Cell
JonathanTaylor@scdps.gov

Laura Krautler, Region 3 Coordinator
803-896-2356 Office
839-228-3130 Cell
LauraKrautler@scdps.gov

Financial Contacts:

SCDPS Grants Accounting (SRO)

Post Office Box 1993

Blythewood, SC 29016

803-896-5201 Fax

SROAccountingTeam@scdps.gov

Senior Accountant

Kashawnna Kennedy

803-896-8422 Office

KashawnnaKennedy@scdps.gov

Administrative Coordinator

Hannah Raper-Martinez

803-896-4807 Office

HannahMartinez@scdps.gov

Accountant

Mia Lynch

803-896-8414 Office

MiaLynch@scdps.gov

Accountant

Melody Wise Butler

803-896-8426 Office

MelodyButler@scdps.gov

Accountant

Ted Blanding

803-896-7944 Office

TedBlanding@scdps.gov

School Resource Officer (SRO) Program

SFY 2025-2026 Open Solicitation

Application Process

- SFY 25-26 SRO Program Open Solicitation application was released in SCDPS' **NEW** grant management system, *IntelliGrants*, at scdps.intelligrants.com on August 5th, 2025
- Law enforcement agency applicants should have already attended or reviewed the Applicant Training for *IntelliGrants* prior to this presentation. The training presentation can be accessed at scdps.intelligrants.com

INTELLIGRANTS | Office of Highway Safety and Justice Programs



Welcome to IntelliGrants, the South Carolina Department of Public Safety's electronic grants management system!

The South Carolina Department of Public Safety (SCDPS) is pleased to unveil this effective, user-friendly, and reliable system that provides greater efficiency for Office of Highway Safety and Justice Programs (OHSJP) grant applicants and subgrantees.

How to Get Started: [Applicant Training Video - January 16, 2025](#)

- Registration on this page must be completed only by your organization's designated Agency Administrator (AA). The AA role is the person responsible for the day-to-day management of the organization's grants who is designated to initiate, view, contribute to and submit Applications, Training Requests, Procurement/Purchase Requests, Progress Reports, and Financial Reports. The AA role assigns and manages organization staff user accounts for any additional Agency Administrator, Agency Certifying Official (AO), Agency Contributor (AC), and Agency View Only (AV) security roles.
- The AA will click the New User link at the top right to begin registration. Once submitted, the request will be reviewed by an OHSJP staff member for verification. Please allow up to five business days for processing. Once approved, the Agency Administrator will receive a *Notification of Access Approval* email from the IntelliGrants system.
- Non-AA roles must contact their Agency Administrator to request access to the system rather than using the New User link on this page. Once the AA receives access, they are responsible for designating access to the organization's account to other staff members as they deem appropriate.
- Once registered, all users will have access to a Training Materials link, which features both print and video assistance.

Need Assistance?

- For technical questions on site navigation, contact the Agate Software Help Desk at 1.800.820.1890 or helpdesk@agatesoftware.com.
- For general questions about OHSJP grant programs, contact the OHSJP at 803.896.9950.
- For specific questions about a current OHSJP-funded grant project, contact your assigned grant program coordinator.
- For further information on SCDPS or the OHSJP, please visit our website at <https://www.scdps.sc.gov>.

Login

Username

Please enter your username

Password



Log In

[Forgot Username/Password!](#)

[New User? Register Here!](#)

[Go to the top](#)

South Carolina Department of Public Safety | Office of Highway Safety and Justice Programs | [SCDPS.SC.GOV](https://scdps.sc.gov)

The application process:

- Please READ the Solicitation
 - This presentation will hit the highlights of the Solicitation, but you need to be familiar with the whole Solicitation
 - This presentation will be a continuation of the basic applicant training for the *IntelliGrants* and cover specialized instructions related to the SRO Program application
 - Links to this presentation and the solicitation are at <https://scdps.sc.gov/ohsjp/school-resource-officer-program>
 - Links to the *IntelliGrants* training are at <https://scdps.intelligrants.com>



south carolina
DEPARTMENT of PUBLIC SAFETY
PROTECT. EDUCATE. SERVE.

OFFICE of HIGHWAY SAFETY AND JUSTICE PROGRAMS

SFY 2025-2026
State-Funded School Resource Officer Program
Open Solicitation

Award Period: Date of Award through June 30, 2026

Application Release Date: August 5, 2025
(Rescinds Open Solicitation document dated October 1, 2022)

This solicitation will remain open until rescinded

School Resource Officer (SRO) Program

We want you to be fully informed of program processes and requirements:

- Prior to submitting an application, new applicants are encouraged to review the last Project Management Course located on the SRO Program Website for program, financial, and procurement procedures

<https://scdps.sc.gov/ohsjp/school-resource-officer-program>

- Your SRO Program Coordinator is also available to answer questions or conduct a technical review of your application prior to submission



REVIEW



School Resource Officer (SRO) Program

The application process consists of two parts that **MUST** be completed annually for continuing or new funding.

- Part 1 of the annual application allows the school district to:
 - Request continued funding in the new fiscal year for existing state-funded SRO(s)
 - Request a full-time state-funded SRO for eligible new schools or existing schools that don't have local funding for an SRO
- Part 2 of the annual application allows the law enforcement agency to:
 - Add new state-funded SRO positions at eligible schools being requested by the school district to include salary/fringe, training, and equipment
 - Update salary costs to include any existing or upcoming starting salary, COLA, or pay step increases for or during the next State Fiscal Year (SFY)
 - Update any fringe costs to include any existing or upcoming retirement, insurance, or other increases
 - Request training or replacement equipment for existing state-funded SROs

School Resource Officer (SRO) Program

Part 1 (Completed by the School District)

- Consists of the one page Appendix A of the Open Solicitation document
- The School District completes district information required in Part 1A. Please include the district's Point of Contact (POC) phone and extension #.
- The School District provides the requested information for new school requests only in Part 1B to request a new state-funded SRO position for an eligible school without a funded SRO position. Include all new requests on one form. Do not include schools that already have a funded SRO position.
- After the School District Superintendent **signs and dates** the Appendix A forward it to all selected law enforcement agency partners an copy SROProgram@scdps.gov

APPENDIX A



South Carolina Department of Public Safety Office of Highway
Safety and Justice Programs School Resource Officer Program



OPEN SOLICITATION FOR NEW STATE-FUNDED SRO POSITIONS APPLICATION - PART 1

School districts are encouraged to provide their law enforcement partners a signed copy of this document (APPLICATION - PART 1) in order for the law enforcement agencies to meet the requirements of completing APPLICATION - PART 2 at scdps.intelligrants.com. Please copy SROProgram@scdps.gov when forwarding this document to your law enforcement agency partners.

PART 1A SCHOOL DISTRICT INFORMATION

DISTRICT NAME:		EMAIL ADDRESSES:	
SUPERINTENDENT:			
POINT OF CONTACT:			
PHONE NUMBER:		EXT.:	WEBSITE:

This application is made pursuant to the South Carolina Code of Laws, the South Carolina Appropriations Act, and related provisos, requesting that law enforcement agencies providing state-funded SROs to this school district be provided continued funding for the salaries, training, and equipment of existing state-funded SROs in addition to any new state-funded SRO positions requested below.

PART 1B STATE-FUNDED SROS ARE REQUESTED FOR THE FOLLOWING SCHOOLS WITHOUT AN SRO:

NAME OF SCHOOL	SID#	LAW ENFORCEMENT AGENCY

If new positions are being requested, I affirm that the above school(s) do not have a full-time locally funded SRO and that local funding for SROs will not be supplanted. Additionally, this school district has coordinated with the law enforcement agency(s) listed above and that they have a reasonable expectation to be able to hire/assign officers to new state-funded SRO positions within 180 days of the beginning of the award period. It is further understood that this application is subject to approval and may be limited based on funds available for award.

Signature of School District Superintendent

Date

APPENDIX A

School Resource Officer (SRO) Program

Part 1 (Completed by the School District)

Frequently asked questions

- When requesting a new school, how should it be listed in Part 1B? **Answer:** Please list the school as it appears on the [SCDE website](https://www.scdoe.org). If not on the website, then use the full name of a new school, alternative school, or program. Include the School ID Number (SID), if one is available
- If school is in the city limits, does the district have to designate the police department? **Answer:** The district has the option of partnering with the city or the county for new state-funded positions. Contact your SRO Program Coordinator if the question is related to an existing state-funded SRO.

The screenshot shows the South Carolina Department of Education's School Directory website. The browser address bar displays "ed.sc.gov/districts-schools/schools/school-directory/". The website header includes navigation links: Home, About, Data & Reports, State Board of Education, Newsroom, and Contact. A language selection dropdown is also present. The main header features the South Carolina Department of Education logo and navigation links for Districts & Schools, Educators, and Family & Community. Below this, a breadcrumb trail reads: Home / Districts & Schools / Schools / School Directory. The main content area is titled "School Directory" and includes a "Map" button and a "Search / Export Schools" button. The "South Carolina School Finder" section has tabs for Traditional Schools, Charter Schools, and Career & Tech. The "Select by District" dropdown is set to "None". The "Search for Chart..." search bar is empty. The "Select School Type" dropdown is set to "No category selected". The "Enrollment Size Filter" is set to "0 - 5,955". The "Graduation Rate Filter" is set to "0 - 100". The "2024 Best and Brightest" filter is also visible. The "Search for Chart..." results list several schools, including Academy of Hope Charter, Allegro Charter School of Music, and American Leadership Academy South Carolina - Lexington Campus. A map of South Carolina is displayed on the right, showing school locations with blue dots. The map is powered by Esri.

School Resource Officer (SRO) Program

Part 1 (Completed by the School District)

Frequently asked questions (continued)

- If the district has an eligible school on a university campus and the local jurisdiction cannot provide an SRO, can the University Campus Police be awarded a state-funded SRO? **Answer: Yes, if a letter of support from the local jurisdiction is uploaded with the application.**
- Does a separate Appendix A have to be completed if some new school requests use different law enforcement partners? **Answer: No, you should consolidate all new requests in Part 1B of the same Appendix A.**
- If the district has new schools opening after the summer break, can a state-funded SRO be requested on this Appendix A? **Answer: Yes, please include any new schools opening during the award period of July 1, 2025 through June 30, 2026.**

School Resource Officer (SRO) Program

Part 1 (Completed by the School District)

Frequently asked questions (continued)

- What should the district do if it has a state-funded SRO at a school that will be closed or consolidated for the 25-26 school year?
Answer: Make your SRO Program Coordinator aware of the situation as soon as possible so that options can be explored.
- Is there anything further the district has to do after forwarding a completed Appendix A to their law enforcement partners and copying the SRO Program? **Answer: No, the district will be copied on any approved award sent to its law enforcement partners.**

If any school district attendees have any other questions, please reach out to your SRO Program Coordinator.

The rest of the presentation pertains to the law enforcement agencies and their completion of the online application.

School district personnel are welcome to stay, but they won't have or need access to the online portion process.

Thank you in advance for getting a completed Appendix A to your law enforcement partners as soon as possible.

School Resource Officer (SRO) Program

Law Enforcement Agency walk through of the SRO Program Open Solicitation specific portions of the *IntelliGrants* application located at scdps.intelligrants.com

- If your agency has an existing SFY 2025-26 SRO Program Award:
 - You will start a new application in IntelliGrants by clicking on the from “My Opportunities” and build an application for ONLY the new schools being requested
 - If approved, the new schools and funding will be added to your existing award through an INTERNAL REVISION
- If your agency does not have an existing SFY 2025-26 SRO Program Award:
 - You will access and complete the application located in “My Opportunities”

My Opportunities

> Filters

▼ My Opportunities


Name	Provider	Availability
SFY 25-26 School Resource Officer Program	Office of Highway Safety and Justice Programs	8/5/2025 12:00:00 AM - Open Ended
◀	◀ 1 ▶	▶ ▶

Contact Program Manager Mike Tucker at 803-896-9958 if the application is not shown in “My Opportunities” otherwise contact your Program Coordinator with any other questions after reviewing this presentation

School Resource Officer (SRO) Program

Law Enforcement Agency walk through of the SRO Program specific portions of the *IntelliGrants* application located at scdps.intelligrants.com

INTELLIGRANTS | Office of Highway Safety and Justice Programs

 **south carolina**
DEPARTMENT of PUBLIC SAFETY
PROTECT. EDUCATE. SERVE.

Welcome to IntelliGrants, the South Carolina Department of Public Safety's electronic grants management system!

The South Carolina Department of Public Safety (SCDPS) is pleased to unveil this effective, user-friendly, and reliable system that provides greater efficiency for Office of Highway Safety and Justice Programs (OHSJP) grant applicants and subgrantees.

How to Get Started:

- Registration on this page must be completed only by your organization's designated Agency Administrator (AA). The AA role is the person responsible for the day-to-day management of the organization's grants who is designated to initiate, view, contribute to and submit Applications, Training Requests, Procurement/Purchase Requests, Progress Reports, and Financial Reports. The AA role assigns and manages organization staff user accounts for any additional Agency Administrator, Agency Certifying Official (AO), Agency Contributor (AC), and Agency View Only (AV) security roles.
- The AA will click the New User link at the top right to begin registration. Once submitted, the request will be reviewed by an OHSJP staff member for verification. Please allow up to five business days for processing. Once approved, the Agency Administrator will receive a *Notification of Access Approval* email from the IntelliGrants system.
- Non-AA roles must contact their Agency Administrator to request access to the system rather than using the New User link on this page. Once the AA receives access, they are responsible for designating access to the organization's account to other staff members as they deem appropriate.
- Once registered, all users will have access to a Training Materials link, which features both print and video assistance.

Need Assistance?

- For technical questions on site navigation, contact the Agate Software Help Desk at 1.800.820.1890 or helpdesk@agatesoftware.com.
- For general questions about OHSJP grant programs, contact the OHSJP at 803.896.9950.
- For specific questions about a current OHSJP-funded grant project, contact your assigned grant program coordinator.
- For further information on SCDPS or the OHSJP, please visit our website at <https://www.scdps.sc.gov>.

Login

Username
DPSTestAA




Password

Log In

[Forgot Username/Password?](#)
[New User? Register Here!](#)

Go to the top

South Carolina Department of Public Safety | Office of Highway Safety and Justice Programs | [SCDPS.SC.GOV](https://scdps.sc.gov)

Home | Searches |    AA Test

My Tasks [Initiate Related Document](#)

Filter

My Tasks

Name	Document Type	Organization	Status	Status Date	Due Date
SRO-2025-Office of Highway Safety and Justice-T-007	Application	Office of Highway Safety and Justice Programs - GRANTEE	Application in Process	9/19/2024 11:53:50 AM	
SRO-2025-Office of Highway Safety and Justice-T-006	Application	Office of Highway Safety and Justice Programs - GRANTEE	Application in Process	9/9/2024 2:17:23 PM	
SRO-2025-Office of Highway Safety and Justice-T-005	Application	Office of Highway Safety and Justice Programs - GRANTEE	Application in Process	9/4/2024 9:02:36 AM	

Announcements

IMPORTANT:
In order to avoid duplicate applications follow below instructions

My Opportunities

My Opportunities

Name	Provider	Availability	Description
2025 School Resource Officer Program	Agate Software	8/30/2024 12:00:00 AM - Open Ended	
2025 RSAT Grant Program - State	Office of Highway Safety and Justice Programs	11/25/2024 12:00:00 AM - Open Ended	
2025 RSAT Grant Program - Local	Office of Highway Safety and Justice Programs	11/25/2024 12:00:00 AM - Open Ended	
2025 RSAT Grant Program - Internal	Office of Highway Safety and Justice Programs	11/25/2024 12:00:00 AM - Open Ended	

IntelliGrants Login Page –

- Requires active user credentials
 - Agency Administrator registers as new user
 - When approved, the Agency Administrator assigns users for their agency**

- To START** a NEW application, click on application name under **My Opportunities** ONCE
- To CONTINUE** working on an application, click on the EXISTING application name under **My Tasks**

School Resource Officer (SRO) Program

Law Enforcement Agency walk through of the SRO Program specific portions of the *IntelliGrants* application located at scdps.intelligrants.com

When you open a new or existing application, you be on the Document Landing Page

On this page you will access the various application Forms from the left side of the screen

The following slides cover data entry instructions for each Form's fields and may or may not include screenshots depending on complexity

The screenshot shows the IntelliGrants interface. The top header includes the logo and name of the South Carolina Department of Public Safety, Office of Highway Safety and Justice Programs. Below this is a navigation bar with 'Home' and 'Searches' links. The main content area is titled 'Document Landing Page' and contains instructions to 'View document details.' A table displays application details:

Template 2025 School Resource Officer Program	Instance 2025 School Resource Officer Program	Process Application
Document Name SRO-2025-Office of Highway Safety and Justice-T-007	Document Status Application in Process	
Organization Office of Highway Safety and Justice Programs - GRANTEE	Your Role Agency Administrator	Period Date 8/30/2024 12:00:00 AM

On the left side of the screen, there is a sidebar menu with the following items: SRO-2025-Office of Highway Safety and Justice-T-007, Forms, Application, Project Details, Law Enforcement Agency Details, Contact Information, Budget Forms, Personnel, Travel, Equipment - Patrol Vehicle(s), Equipment - Other, and Other. The footer of the page includes the text 'Go to the top', 'South Carolina Department of Public Safety', and 'Office of Highway Safety and Justice Programs'.

School Resource Officer (SRO) Program

Law Enforcement Agency walk through of the SRO Program specific portions of new online *IntelliGrants* **HIGHLIGHTS**

- **For general application training** – See the presentation link(s) located at <https://scdps.intelligrants.com>
- **Project Details Form** –
 - **Project Title:** Insert a brief Project Title (e.g. Abbeville Police Department SRO Program)
 - **Project Summary:** Insert a brief Project Summary (e.g. Provide state-funded SROs for the Abbeville Police Department.)
 - **Type of Application** (select):
 - New** = Agency does not have a current SRO Program Award
 - Continuation** = Agency has a current SRO Program Award even if requesting new positions
 - **County(ies) this project will serve** (check boxes): Normally one county, but could be multiple (e.g. Greer, Irmo, etc.)
- **Law Enforcement Agency Details Form** – This form is auto populated with data from the agency you are logged in under, but will require manual entry for
 - **Jurisdiction Code:** Insert the four-digit jurisdiction code your agency utilizes on TR-310 Traffic Collision Reports (e.g. 0101 = Abbeville Police Department, 4600 = York County Sheriff's Office, etc.)

School Resource Officer (SRO) Program

Law Enforcement Agency walk through of the SRO Program specific portions of new online *IntelliGrants*
HIGHLIGHTS (Continued)

- **Contact Information Form –**

- **Project Director**

- Must be an employee of the LE agency knowledgeable with the project
 - Program Coordinator's authorization is required if city or county employee not under command or supervision of the LE agency head
- **Required to attend annual in-person Project Management Course after awards are made**
- Responsible for the agency following the Terms and Conditions along with Special Conditions of the award (Purchase requests, Requests For Payment, Personnel Assignment Letters, etc.)

- **Financial Officer**

- Must be the Chief Financial Officer (CFO) of the city, county, or town

- **Financial Point of Contact (FPOC)**

- Person who will provide the Project Director with payroll or other financial documents to support Requests For Payment (Normally not the CFO, but can be)
- Point of Contact for SCDPS Grants Accounting regarding financial matters
- **Required to attend annual in-person Project Management Course after awards are made**

School Resource Officer (SRO) Program

Law Enforcement Agency walk through of the SRO Program specific portions of new online *IntelliGrants*
HIGHLIGHTS (Continued)

- Contact Information Form (Continued) –

- **Law Enforcement Agency Head**

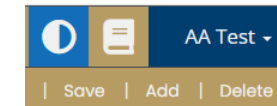
- Depending on agency type, this is the Sheriff, Chief, or Director of the LE Agency

- **Official Authorized to Sign (NEW for SRO Program to be consistent with Other Programs)**

- City or Town: This is the Mayor or City/Town Administrator/Manager
 - County: This is the County Administrator/Manager

- Personnel Form –

- This form is always applicable if an agency has or is requesting state-funded SROs
 - Each state-funded SRO position is on a separate page
 - For multiple positions, add pages by selecting **add** at top right of page
 - **Save** the page **before** adding a new page
 - **All positions** must be completed and saved prior to Equipment being requested
 - Check New Position box if position **was not** previously state-funded



☐ New Position

School Resource Officer (SRO) Program

Law Enforcement Agency walk through of the SRO Program specific portions of new online *IntelliGrants* **HIGHLIGHTS (Continued)**

- **Personnel Form (Continued)** –

- **Position Title:** From dropdown list, select “School Resource Officer” for new or vacant positions. Select “Other” for a continuing position that has the rank of Corporal or higher and then identify in text box “Other (Specify)” that opens (e.g. SRO Corporal, SRO Sergeant, etc.)***See below
- **School District:** From dropdown list, select appropriate School District for the school’s existing or requested state-funded SRO position
- **School Name:** From dropdown list, select school from the selected school district.
 - If school name is not in the dropdown list select “Other”. This opens two additional text boxes
 - **Other School Name:** Insert name of school
 - **School ID (SID) #:** Insert School ID Number, if known
- **Salary and Fringe (Employer Contributions) General Instructions:**
 - ***State-Funded SROs may not be reimbursed at higher rates than locally-funded SROs
 - If no locally-funded SROs, then not higher than comparable non-supervisory officers (contact your SRO Program Coordinator if you have any questions)
 - Applicant may choose to use either individual actual costs for each filled position or an average cost across all SRO positions (once you choose, be consistent and use for all positions)
 - For new or vacant positions, use the SRO average costs regardless of method chosen

School Resource Officer (SRO) Program

Law Enforcement Agency walk through of the SRO Program specific portions of new online *IntelliGrants* **HIGHLIGHTS (Continued)**

- **Personnel Form (Continued)** –

- **Annual Salary** – This is the annual base salary for the position
 - Filled positions – Actual or Average (Consistent for each position/See previous slide)
 - New or Vacant positions – Average of all SRO position base salaries
- **Special Adjustment** – This field is left blank unless instructed otherwise by SRO Program staff
- **Percentage of Annual Salary** – This field will be 100 unless instructed otherwise by program staff
- **Total** – This field auto populates based on the entries of the above fields
- **Type of Benefit** – From the dropdown list, select a type of benefit (employer contribution)
- **Base** – Enter the **annual** employer's cost for the fringe benefit
- **Rate** – If above Percentage of Annual Salary is 100%, then enter the number 1 (normal entry)
If instructed to use less than 100%. then use decimal value (25% = .25)

Type of Benefit	Base	Rate	Total	
<input type="text"/>	<input type="text"/>	<input type="text"/>	<input type="text"/>	<input type="text"/>

Add New Row

\$0

+

- Click on Plus (+) symbol to right in order to add another Type of Benefit from dropdown list

School Resource Officer (SRO) Program

Law Enforcement Agency walk through of the SRO Program specific portions of new online *IntelliGrants*

- **Personnel Form (Continued) –**

- **Type of Benefit (Continued) –**

- If there is a qualifying employer contribution that is not listed on the dropdown list, it can be entered in a similar manner utilizing the Other Employer Contributions (Itemize) text box
- **Contact Grants Accounting with questions concerning eligible employer contributions**
- You can add Other Employer Contributions (Itemize) text boxes by clicking on the Plus (+) symbol to the right of the text box

Benefit	Percentage of Annual Salary	Total
Social Security & Medicare (FICA)		
Life Insurance		
Long-term Disability		
Retirement	100	\$50,000
Workers Compensation		
Unemployment Insurance (on first \$7,000 only)		
Health Insurance		
Dental Insurance		
Pre-Retirement Death Benefit		
Accident Death Benefit (Police Officers)		
Salaries - Total(s):		\$50,000
Base	Rate	Total
\$		\$0
\$		\$0
Fringe Benefits - Total(s):		\$0

Type of Benefit	Base	Rate	Total	
<div><div></div><div></div></div>	\$ <div></div>	<div></div>		<div>Add New Row</div>
Other Employer Contributions (Itemize)	\$ <div></div>	<div></div>	\$0	<div>+</div>
Fringe Benefits - Total(s):			\$0	

School Resource Officer (SRO) Program

Law Enforcement Agency walk through of the SRO Program specific portions of new online *IntelliGrants* **HIGHLIGHTS (Continued)**

- **Travel Form** –

- Check box if no Travel is requested → ☐ Check here if this form is not applicable.

- **Purpose of Travel** –

- Enter authorized travel purpose (in-state training or vehicle mileage)

- **Type of Expense** –

- Select from dropdown list for Lodging, Per Diem (Meals), or Mileage (to cover vehicle operational costs)
 - Use **Other Expense** text box for other authorized travel expenses
 - **Registration fees do not go on Travel Form (They go on the Form for Other category)**

Purpose of Travel Indicate the purpose/type of trip including location if available (i.e. training, vehicle mileage, etc.)	Type of Expense Lodging, per diem, mileage, etc.	Basis Per Day, mile, etc.	Cost	Quantity	# of State-Funded Personnel	Total		
SCASRO Training Conference 26 of 50	Lodging	Per Day 7 of 50	\$ 182	5	4	\$3,640	+	-
SCASRO Training Conference 26 of 50	Per Diem	Per Trip 8 of 50	\$ 240	1	4	\$960	+	-
Vehicle Mileage 15 of 50	Mileage	Per SRO Vehicle 15 of 50	\$ 8,400	1	4	\$33	Add New Row	
0 of 50	Other Expense 0 of 50	0 of 50	\$			\$0	+	
Travel - Total(s):						\$38,200		

- As with all forms, rows can be added or deleted by clicking on the Plus (+) or Minus (-) symbols to the right of each row

School Resource Officer (SRO) Program

Law Enforcement Agency walk through of the SRO Program specific portions of new online *IntelliGrants* **HIGHLIGHTS (Continued)**

- **Travel Form (Continued)** –

- **Basis** – Insert unit type of cost (e.g. hour, day, trip, mile, etc.)
- **Cost** – Insert cost per previously inserted basis unit.
- **Quantity** – Insert number of previous inserted basis unit (day = # of days, trip = 1, etc.)
- **# of State-Funded Personnel** – Insert the number of State-Funded personnel covered or attending
- **Total** – This field auto populates based on row entries
- **Travel – Total(s)** – This field auto populates adding Total column
- **Justify all travel expenses in the Narrative text box**

☐ Check here if this form is not applicable.

Purpose of Travel Indicate the purpose/type of trip including location if available (i.e. training, vehicle mileage, etc.)	Type of Expense Lodging, per diem, mileage, etc.	Basis Per Day, mile, etc.	Cost	Quantity	# of State-Funded Personnel	Total		
SCASRO Training Conference 26 of 50	Lodging	Per Day 7 of 50	\$ 182	5	4	\$3,640	+	-
SCASRO Training Conference 26 of 50	Per Diem	Per Trip 8 of 50	\$ 240	1	4	\$960	+	-
Vehicle Mileage 15 of 50	Mileage	Per SRO Vehicle 15 of 50	\$ 8,400	1	4	\$33	Add New Row	
	Other Expense		\$			\$0	+	
0 of 50	0 of 50	0 of 50						
Travel - Total(s):						\$38,200		

Note: Permitted vehicle mileage to cover the operational costs of SRO vehicles assigned to state-funded SROs is limited to 12,000 miles per vehicle. To avoid the need for a future revision, use per vehicle cost rather than using the current mileage rate of \$0.70/mile that may change during the award year.

School Resource Officer (SRO) Program

Law Enforcement Agency walk through of the SRO Program specific portions of new online *IntelliGrants* **HIGHLIGHTS (Continued)**

- **Equipment – Patrol Vehicle(s) Form –**

- **Check box** at top of form if patrol vehicles are not being requested
- **School** – From dropdown list, select school that vehicle is being requested for (Personnel page must have School identified to be on list)
- **Type of Equipment** – This field is auto populated
- **Justification for Equipment** – This field is auto populated based on school status
 - Existing position = Replacement
 - New requested position = New Position
- **Total Cost** – This should be the total cost of the vehicle including outfitting and all installed items under \$2,500 in cost
- **Patrol Vehicle(s) – Total** – This field auto populates totaling the cost of all vehicles requested

☐ Check here if this form is not applicable.

NOTE: The Personnel page must be completed in order to populate the list in the School column below.

School	Type of Equipment	Justification for Equipment	Total Cost
Long Cane Primary	Patrol Vehicle	Replacement	\$ 65,000

Information on Assigned Vehicle to be Replaced	
Assigned SRO Name:	
Year:	
Make:	
Model:	
Mileage:	
Tag #:	
VIN:	0 of 17

Note:

← Information on Assigned Vehicle to be Replaced fields appear for Replacement vehicles only. These mandatory fields provide the justification that was previously required in the Budget Narrative of the old online application.

The Narrative text box on this form is where applicants may provide any other explanations or comments. Vehicle conditions not captured in the required fields that further justify replacement may be included along with installed items included in the vehicle's total cost that do not have their own budget line.

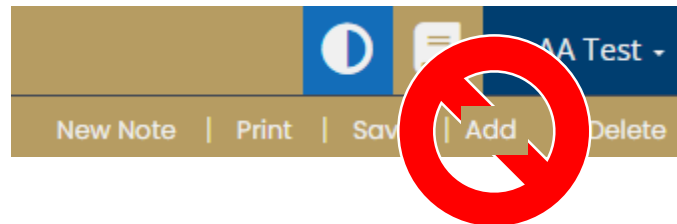
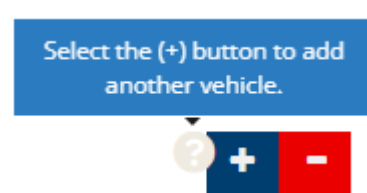
Patrol Vehicle(s) - Total: \$65,000

Select the (+) button to add another vehicle.

School Resource Officer (SRO) Program

Law Enforcement Agency walk through of the SRO Program specific portions of new online *IntelliGrants* **HIGHLIGHTS (Continued)**

- Equipment – Patrol Vehicle(s) Form (Continued) –
 - **IMPORTANT** – As with all Forms, to add additional vehicle requests after the first one...
 - Click on the Plus (+) symbol on the right side of the Form
 - **DO NOT** use the Add page feature at the top right of the Form unless the Plus (+) symbol disappears and a second page is needed

A screenshot of the IntelliGrants SRO Program form. At the top right, there are buttons for "New Note", "Print", "Save", "Add", and "Delete". Below these, there is a checkbox labeled "Check here if this form is not applicable." and a note: "NOTE: The Personnel page must be completed in order to populate the list in the School column below." The form contains two tables. The first table has columns: "School", "Type of Equipment", "Justification for Equipment", and "Total Cost". It shows a row for "New 2026 Charter School" with "Patrol Vehicle" as the equipment type and "New Position" as the justification. The second table is identical but empty. To the right of the tables, there are "Add New Section" buttons with plus and minus symbols. Below the tables, there is a "Patrol Vehicle(s) - Total:" field showing "\$0". At the bottom, there is a "Narrative" section with a text area and a "0 of 5000" character count.

School Resource Officer (SRO) Program

Law Enforcement Agency walk through of the SRO Program specific portions of new online *IntelliGrants* **HIGHLIGHTS (Continued)**

- **Equipment – Other Form –**

- This Form is for items that are deemed sensitive (School Vault, Firearms, Body Armor, Ballistic Shield, MDT/Laptop, Portable Radio, Radar) OR cost \$2,500 or more each
- Taser, Body Worn or In Car Camera Systems are also sensitive items but are only listed here on initial purchase or first year of a multi-year subscription. Second or subsequent years of multi-year subscriptions will be on next Form (Other) listed as an annual expense for the specific year of the subscription and are subject to approval each year based on availability of funding. **If not a multi-year contract and listed in dropdown list, use the dropdown list.**
- If none are being requested, check box at top of Form and Save

\$2,500 or more per Unit or a sensitive item as determined by your program.

Itemize - DO NOT USE BRAND NAME. Also, DO NOT include leased, rented items, or software.

Type of Equipment	School(s)	Justification for Equipment	Justification for Replacement	Cost	Quantity	Total	
Vehicle - Radar	<input checked="" type="checkbox"/> Cherokee Trail Elementary	Varies by School		\$ 2,300	4	\$9,200	+
Other Equipment	<input checked="" type="checkbox"/> New 2026 Charter School	New Position		\$ 2,500	1	\$2,500	+ -
Other Equipment	<input checked="" type="checkbox"/> New 2026 Charter School	New Position		\$ 5,600	1	\$5,600	+ -
Equipment - Total(s):						\$17,300	

Narrative

If "Varies By School" or "Other" was selected in a Justification box above, provide a complete justification for each item requested in the box below. It is important that the necessity of these items, as they relate to the operation of the project, be established. Dollar amounts DO NOT have to be provided. Applicants may provide any other explanation or comments in this section.

A radar is being requested for three (3) existing state-funded SRO positions and one (1) new state-funded position. The existing state-funded SRO vehicles were not initially equipped with radar. The first year installment for an In-Car Camera, Taser, and Body Worn Camera multi-year contract for the new position is being requested. It is understood that reimbursement for only one year of a multi-year contract can be approved in this application and that there is no guarantee that future year installments will be approved. Subsequent year annual installment costs for a previously approved contract for the existing three (3) state-funded SRO positions is requested on the Other Form.

689 of 5000

School Resource Officer (SRO) Program

Law Enforcement Agency walk through of the SRO Program specific portions of new online *IntelliGrants* **HIGHLIGHTS (Continued)**

- **Equipment – Other Form (Continued)** –

- **Check box** at top of form if other equipment is not being requested
- **Type of Equipment** – Select from dropdown list
 - Use **Other Equipment** text box to list equipment not in dropdown list
- **School(s)** – Check box next to each school that this Type of Equipment is being requested for
- **Justification for Equipment** – Select from dropdown list
 - If “Varies By School” or “Other” is selected, explain and provide justification in the Narrative text box →

\$2,500 or more per Unit or a sensitive item as determined by your program.

Itemize - DO NOT USE BRAND NAME. Also, DO NOT include leased, rented items, or software.

Type of Equipment	School(s)	Justification for Equipment	Justification for Replacement	Cost	Quantity	Total	
Vehicle - Radar	<input checked="" type="checkbox"/> Cherokee Trail Elementary	Varies by School		\$ 2,300	4	\$9,200	+
Other Equipment	<input checked="" type="checkbox"/> New 2026 Charter School	New Position		\$ 2,500	1	\$2,500	+ -
Other Equipment	<input checked="" type="checkbox"/> New 2026 Charter School	New Position		\$ 5,600	1	\$5,600	+ -
Equipment - Total(s):						\$17,300	

Narrative

If "Varies By School" or "Other" was selected in a Justification box above, provide a complete justification for each item requested in the box below. It is important that the necessity of these items, as they relate to the operation of the project, be established. Dollar amounts DO NOT have to be provided. Applicants may provide any other explanation or comments in this section.

A radar is being requested for three (3) existing state-funded SRO positions and one (1) new state-funded position. The existing state-funded SRO vehicles were not initially equipped with radar. The first year installment for an In-Car Camera, Taser, and Body Worn Camera multi-year contract for the new position is being requested. It is understood that reimbursement for only one year of a multi-year contract can be approved in this application and that there is no guarantee that future year installments will be approved. Subsequent year annual installment costs for a previously approved contract for the existing three (3) state-funded SRO positions is requested on the Other Form.

689 of 5000

School Resource Officer (SRO) Program

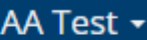

Law Enforcement Agency walk through of the SRO Program specific portions of new online *IntelliGrants*

HIGHLIGHTS (Continued)

- **Equipment – Other Form (Continued)** –

- **Justification for Replacement** – Select from dropdown list if Replacement was selected
- **Cost** – Enter cost of individual item
- **Quantity** – Populates based on number of school(s) checked
- **Total** – Populates by calculation
- **Equipment – Total(s)** – Populates by adding Total column
- **Narrative** – Mandatory text box. Follow instructions above text box.

- **Save**



New Note | Print | Save | Add | Delete

\$2,500 or more per Unit or a sensitive item as determined by your program.

Itemize - DO NOT USE BRAND NAME. Also, DO NOT include leased, rented items, or software.

Type of Equipment	School(s)	Justification for Equipment	Justification for Replacement	Cost	Quantity	Total	
Vehicle - Radar	<input checked="" type="checkbox"/> Cherokee Trail Elementary	Varies by School		\$ 2,300	4	\$9,200	+
Other Equipment	<input checked="" type="checkbox"/> New 2026 Charter School	New Position		\$ 2,500	1	\$2,500	+ -
Other Equipment	<input checked="" type="checkbox"/> New 2026 Charter School	New Position		\$ 5,600	1	\$5,600	+ -
Equipment - Total(s):						\$17,300	

Narrative

If "Varies By School" or "Other" was selected in a Justification box above, provide a complete justification for each item requested in the box below. It is important that the necessity of these items, as they relate to the operation of the project, be established. Dollar amounts DO NOT have to be provided. Applicants may provide any other explanation or comments in this section.

A radar is being requested for three (3) existing state-funded SRO positions and one (1) new state-funded position. The existing state-funded SRO vehicles were not initially equipped with radar. The first year installment for an In-Car Camera, Taser, and Body Worn Camera multi-year contract for the new position is being requested. It is understood that reimbursement for only one year of a multi-year contract can be approved in this application and that there is no guarantee that future year installments will be approved. Subsequent year annual installment costs for a previously approved contract for the existing three (3) state-funded SRO positions is requested on the Other Form.

689 of 5000

School Resource Officer (SRO) Program

Law Enforcement Agency walk through of the SRO Program specific portions of new online *IntelliGrants*
HIGHLIGHTS (Continued)

- Equipment – Other Form (Continued) –

- **Remember –**

When saving you may get an Attention notice that could show one or more of the following symbols:



Symbol notes an error issue needing correction



Symbol is just an information notice that will remain even if no errors are found

The screenshot displays the top navigation bar of the IntelliGrants system. It includes a search icon, a document icon, and a dropdown menu labeled 'AA Test'. Below the navigation bar is a toolbar with buttons for 'New Note', 'Print', 'Save', 'Add', and 'Delete'. A status message indicates 'Last Saved 1/15/2025 10:09 AM'. An 'Attention' notice box is open, containing three items: a red prohibition symbol with the text 'Please enter a narrative', a red prohibition symbol with the text 'If any field is completed, the entire row must be completed', and a yellow warning symbol with the text 'Please make sure that you fully justify the equipment need and/or replacement reason for each school in the below Narrative section.'

School Resource Officer (SRO) Program

Law Enforcement Agency walk through of the SRO Program specific portions of new online *IntelliGrants* **HIGHLIGHTS (Continued)**

- **Other Form** –

- This Form is used for budget lines not covered by any other forms in a manner similar to the old Other Category in *SCDPS Grants*.
- Use the dropdown menu for items listed. If not listed, then use the Other Costs text box
- Second or subsequent years Equipment or sensitive item with multi-year contract annual costs are listed in Other Costs text box (Initial or first year costs for these items are listed on the Equipment-Other Form)

Type of Cost	Cost	Quantity	Total		
Training/Conference Registration ▼	\$ 350	4	\$1,400	+	
Other Costs					
In-Car Camera (Yearly Contract Installment)	\$ 2,500	3	\$7,500	+	-
43 of 50					
Other Costs					
Taser + BWC Bundle (Yearly Contract Installment)	\$ 5,600	3	\$16,800	+	-
48 of 50					
Other - Total(s):			\$25,700		

Narrative

Explain exactly how each item listed in your budget will be utilized and provide a complete justification for each item. It is important that the necessity of these items, as they relate to the operation of the project, be established. Dollar amounts DO NOT have to be provided.

Training Conference Registration fees are for four (4) state-funded SROs to attend the SCASRO Training Conference in June 2026. The In-Car Camera, Taser, and Body Worn Camera (BWC) costs are the annual cost of existing contract annual installments for three (3) existing state-funded SROs (see uploaded document for details). The Camera and Taser initial year cost for one (1) new state-funded SRO position is listed on the Equipment-Other Form.

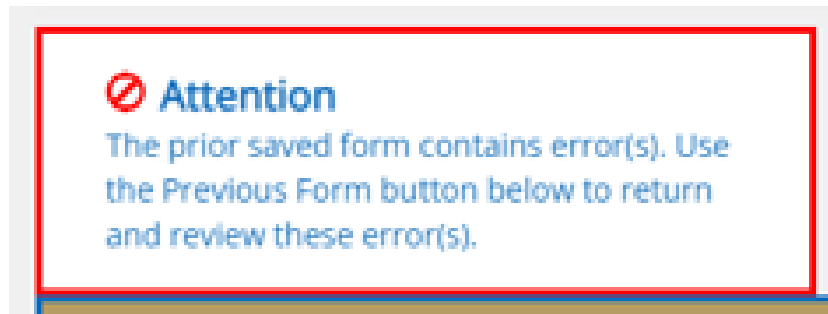
448 of 5000

School Resource Officer (SRO) Program

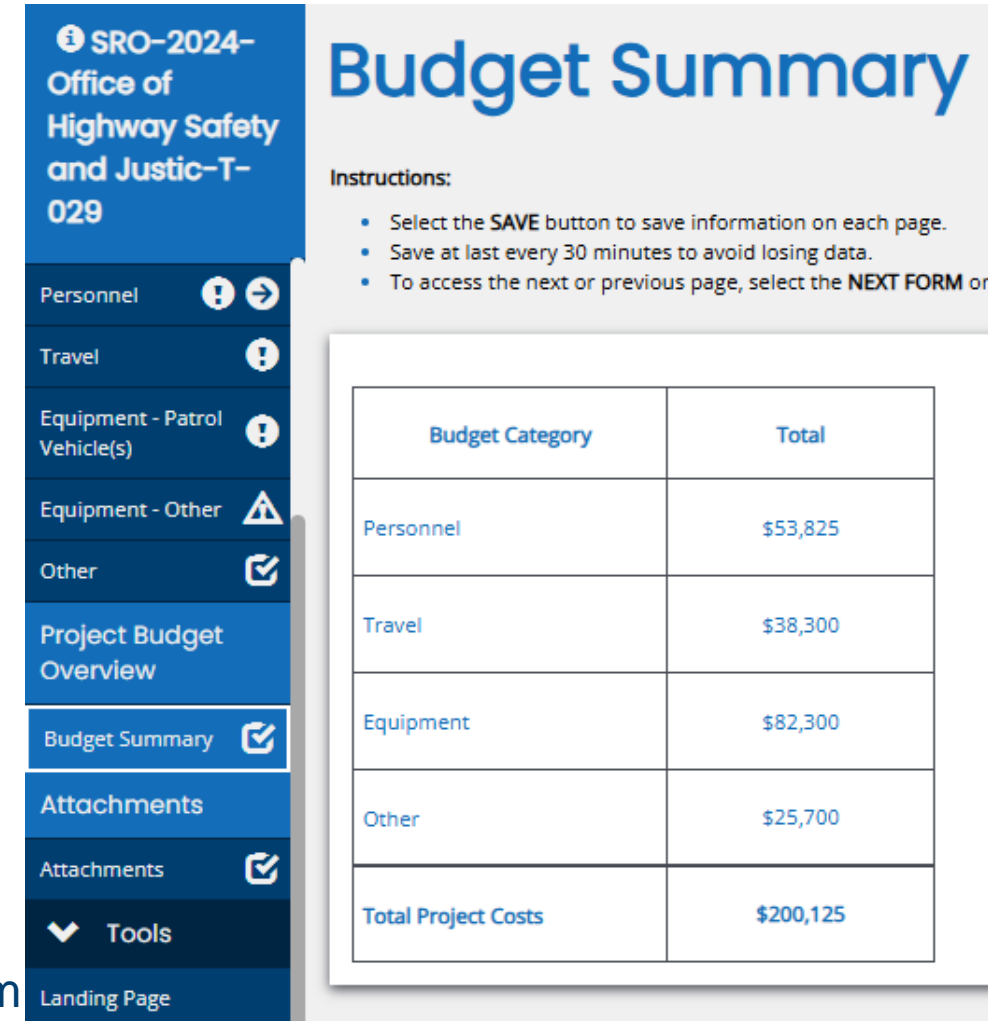
Law Enforcement Agency walk through of the SRO Program specific portions of new online *IntelliGrants* **HIGHLIGHTS (Continued)**

- **Budget Summary Form** –

- **Budget Category Column** – Each category of Budget Forms are listed
- **Total Column** – The total for each category is automatically calculated and populated
- **Total Project Costs** – Each budget category is automatically added together and populated
- Upon entering or saving this Form a warning will appear if any prior saved Form(s) contain errors



- Any Forms with errors are identified by an exclamation mark icon  symbol rather than a checkbox  designating complete Form



SRO-2024-Office of Highway Safety and Justice-T-029








Budget Summary

Instructions:

- Select the **SAVE** button to save information on each page.
- Save at last every 30 minutes to avoid losing data.
- To access the next or previous page, select the **NEXT FORM** or

Budget Category	Total
Personnel	\$53,825
Travel	\$38,300
Equipment	\$82,300
Other	\$25,700
Total Project Costs	\$200,125

Navigation Menu:

- Personnel 
- Travel 
- Equipment - Patrol Vehicle(s) 
- Equipment - Other 
- Other 
- Project Budget Overview
- Budget Summary 
- Attachments 
- Tools
- Landing Page

School Resource Officer (SRO) Program

Law Enforcement Agency walk through of the SRO Program specific portions of new online *IntelliGrants*

- **Attachments Form –**


- **Appendix A** – An Appendix A from the Solicitation document is PART 1 of the application that is completed by the School District requesting funding for the continuation of or new state-funded SRO positions. An Appendix A **must** be uploaded for each School District the agency is providing state-funded SROs to
- **School District** –
 - From dropdown list, select appropriate School District
 - Either Browse for or Drag File of the Appendix A for that School District
 - Click on the Plus (+) button to add additional School District(s), as needed
- **Miscellaneous** – Use this optional textbox in a similar manner to describe any other documents the applicant desires to upload supporting or justifying requested funding

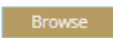
Attachments

Instructions:



- Required fields are marked with an *.
- Select the **SAVE** button to save information on each page.
- Save at least every 30 minutes to avoid losing data.
- To access the next or previous page, select the **NEXT FORM** or **PREVIOUS FORM** button below.
- This form is limited to 20 rows per page. Additional pages may be added.
- To **ADD** an additional row, select the (+) button on the right side of the row.
- To **DELETE** an unwanted row, select the (-) button on the right side of the row, and select confirm.


Appendix A - An Appendix A must be uploaded for each school district for which a position is requested.

School District:  *



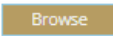
Drag Files Here

 Abbeville.pdf
102.99 KB 




Miscellaneous - Please attach any requested information or other documents, if applicable.

Description:





Drag Files Here



DPS Use Only - Grantees can only download the attachment provided by DPS.

Description:





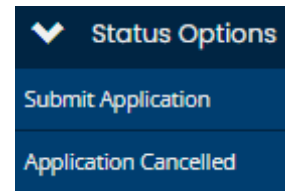
School Resource Officer (SRO) Program


Law Enforcement Agency walk through of the SRO Program specific portions of new online *IntelliGrants* **HIGHLIGHTS (Continued)**

- **Submitting Application** –

- Prior to submitting an application, the applicant may request one **technical review** of the application from their Program Coordinator if done in a timely manner

- When ready to submit the application, go to **Status Options** at the bottom left of the application page and click on **Submit Application**



- Any errors that prevent submission will be identified in a **Document Validation** box for correction
 - Hover  over the Form Name and click to go to the Form requiring correction



Document Validation

Below is the status of each form. Select the form name to navigate and make changes to any of the forms.

☐ Show forms that I cannot adjust

Form Name	Status	May Prevent Status Change
Contact Information	Form is required and has not been saved	Yes
Personnel: Abbeville Adult Education-School Resource Officer- \$53,825.00	Error(s)	Yes
Travel	Error(s)	Yes
Equipment - Patrol Vehicle(s)	Error(s)	Yes
Equipment - Other	Error(s), Warning(s)	Yes

School Resource Officer (SRO) Program

Law Enforcement Agency walk through of the SRO Program specific portions of new online *IntelliGrants* **HIGHLIGHTS (Continued)**

- **Application Status** –

- Once you successfully submit your application, the status changes to “Application Under Review” it will no longer appear in **My Tasks** if there is not an Active Task pending for you

- If you **Filter My Tasks** by selecting **All Assigned Documents**, you will see all applications
 - Look under **Status** for the current status
 - Click on the **Name** to review the application

My Tasks Initiate Related Document

▼ **Filter**

Name

Organization

Type

Status

Included Documents

All Assigned Documents ▼

Active Tasks

All Assigned Documents

Clear Search



▼ **My Tasks**

Name	Document Type	Organization	Status	Status Date
BSCII-2025-Office of Highway Safety and Justice-T-004	Application	Office of Highway Safety and Justice Programs - GRANTEE	Application in Process	11/14/2024 8:51:38 AM
HS-2024-Office of Highway Safety and Justice-002	Application	Office of Highway Safety and Justice Programs - GRANTEE	Application Under Review	1/13/2025 10:02:32 AM
HS-2025-Office of Highway Safety and Justice-001	Application	Office of Highway Safety and Justice Programs - GRANTEE	Application Under Review	1/7/2025 10:15:52 AM

School Resource Officer (SRO) Program

This concludes the presentation.

For a copy of this presentation or more information visit our website
<https://scdps.sc.gov/ohsjp/school-resource-officer-program>

For Financial or Procurement Questions contact
SROAccountingTeam@scdps.gov

For Program Questions contact [your SRO Program Coordinator](#) or
SROProgram@scdps.gov

THANK YOU AND STAY SAFE!